

















Kortsiktig prognose
































Idag

2021-12-05

			 °C	 %	 hPa	 m/s	 mm/h	 °C
14 h		Skyet	-1.1	68	1016.9	2.9 ◀	0.0	-4.7
15 h		Overskyet	-1.4	66	1017.3	2.8 ▶	0.0	-5.0
16 h		Overskyet	-1.8	66	1017.9	2.8 ◀	0.0	-5.4
17 h		Overskyet	-1.9	66	1018.4	2.7 ◀	0.0	-5.5
18 h		Overskyet	-1.9	66	1018.7	2.6 ◀	0.0	-5.4
19 h		Overskyet	-1.7	70	1018.9	2.6 ◀	0.0	-5.1
20 h		Overskyet	-1.6	70	1019.2	2.6 ◀	0.0	-5.1
21 h		Overskyet	-1.7	69	1019.5	2.5 ◀	0.0	-5.0
22 h		Overskyet	-1.8	68	1019.7	2.3 ◀	0.0	-5.0
23 h		Overskyet	-2.1	68	1019.8	2.4 ◀	0.0	-5.4

Morgen







2021-12-06

			 °C	 %	 hPa	 m/s	 mm/h	 °C
0 h		Overskyet	-2.3	69	1019.7	2.6 ◀	0.0	-5.8
1 h		Overskyet	-2.3	66	1018.9	2.8 ◀	0.0	-6.1
2 h		Skyet	-2.4	66	1018.7	2.9 ◀	0.0	-6.3
3 h		Skyet	-2.5	66	1018.3	3.2 ◀	0.0	-6.7
4 h		Skyet	-2.7	68	1017.9	3.4 ◀	0.0	-7.0
5 h		Skyet	-2.9	70	1017.5	3.3 ◀	0.0	-7.2
6 h		Skyet	-3.0	73	1016.8	3.8 ◀	0.0	-7.8
7 h		Skyet	-3.3	77	1016.5	3.6 ◀	0.0	-8.0
8 h		Overskyet	-3.1	79	1016.1	3.8 ◀	0.0	-8.0
9 h		Overskyet	-2.8	79	1015.6	3.9 ◀	0.0	-7.7
10 h		Overskyet	-2.5	80	1015.2	4.1 ◀	0.0	-7.4
11 h		Overskyet	-1.9	79	1014.5	4.2 ▼	0.0	-6.8
12 h		Overskyet	-1.3	78	1013.4	4.3 ▼	0.0	-6.1
13 h		Overskyet	-0.6	79	1013.3	4.6 ▼	0.0	-5.4
14 h		Overskyet	-0.2	77	1012.3	5.1 ▼	0.1	-5.2
15 h		Overskyet	0.1	73	1011.3	5.9 ▼	0.1	-5.3
16 h		Overskyet	0.1	72	1010.5	6.8 ▼	0.1	-5.7
17 h		Overskyet	0.2	72	1009.5	7.7 ▼	0.1	-5.9
18 h		Overskyet	0.3	72	1008.9	7.9 ▼	0.1	-5.9
19 h		Overskyet	0.3	71	1008.8	8.3 ▼	0.0	-6.1
20 h		Overskyet	0.5	70	1008.5	8.4 ▼	0.0	-5.9
21 h		Overskyet	0.7	69	1008.1	8.3 ▼	0.0	-5.6
22 h		Overskyet	0.8	68	1007.8	7.9 ▼	0.0	-5.2
23 h		Overskyet	0.8	67	1007.5	7.8 ▼	0.0	-5.2

Langtidsprognose

		 °C	 %	 hPa	 m/s	 mm/h
Søn	 Skyet i løpet av dagen.	0.5 / -2.6	68	1015.1	3.3	◀ 0.0
Man	 Overskyet i løpet av dagen.	1.3 / -3.5	72	1013.3	5.3	▼ 0.0
Tirs	 Overskyet i løpet av dagen.	3.6 / 0.4	72	1006.4	6.9	▼ 0.0
Ons	 Overskyet i løpet av dagen.	1.8 / -1.5	75	1007.1	5.7	◀ 0.0
Tors	 Skyet i løpet av dagen.	0.2 / -4.0	80	1012.5	4.0	◀ 0.0
Fre	 Overskyet i løpet av dagen.	1.7 / -3.9	79	1007.1	3.5	▲ 0.0
Lør	 Regn om kvelden og natten.	3.3 / -1.5	89	1011.9	4.0	▼ 0.3
Søn	 Regn i løpet av dagen.	4.0 / 1.2	99	1008.4	5.3	▶ 1.3












Stasjons gjennomsnitt

	 °C	 %	 hPa	 m/s	 mm/h	 °C
4 Des	3.7 / 2.5	88.8	1004.8	1.4	7.5	1.2 / -0.1
5 Des	4.9 / 3.1	88.2	1002.2	2.0	12.9	2.4 / 0.2
6 Des	4.2 / 3.0	90.8	1000.3	1.8	8.5	1.4 / 0.2
7 Des	4.0 / 2.7	89.3	999.2	1.6	13.9	1.5 / -0.1
8 Des	5.1 / 3.5	88.6	996.8	1.7	10.0	2.5 / 0.9
9 Des	5.0 / 4.1	88.5	999.5	1.9	10.9	2.4 / 0.9
10 Des	5.5 / 3.8	85.5	1003.0	2.0	5.4	2.5 / 0.8
11 Des	3.9 / 2.6	87.0	1003.8	1.3	7.7	1.2 / 0.0
12 Des	3.7 / 2.0	90.5	1004.2	0.8	5.1	1.4 / -0.1

Stasjonens ytterpunkt

	 °C	 %	 hPa	 m/s	 m/s	 mm/h	 °C
4 Des	9.5 2015	99.0 2016, 2017, 2019	1025.7 2016	8.4 2015	28.1 2015	50.8 2015	8.1 2015
	-10.1 2012	50.0 2012	971.0 2011	-	-	-	-15.8 2012
5 Des	10.8 2015	99.0 2016, 2017, 2018	1024.3 2016	13.2 2013	32.7 2015	45.4 2017	8.4 2017
	-9.5 2012	45.0 2012	967.2 2013	-	-	-	-14.8 2012
6 Des	10.8 2015	99.0 > 3 hendelser	1028.3 2016	11.8 2015	30.2 2015	34.8 2017	9.2 2017
	-9.3 2012	57.4 2013	971.2 2013	-	-	-	-14.2 2012
7 Des	11.2 2016	99.0 > 3 hendelser	1027.2 2015	6.8 2017	20.1 2014	46.8 2017	10.2 2016
	-6.0 2013	45.3 2012	971.2 2013	-	-	-	-11.0 2013
8 Des	12.8 2015	99.0 2016, 2018, 2019	1024.2 2015	12.2 2011	27.0 2011	34.8 2019	11.0 2015
	-5.0 2011	56.0 2012	963.0 2011	-	-	-	-7.8 2012
9 Des	9.8 2015	99.0 > 3 hendelser	1021.2 2013	11.0 2011	28.3 2014	34.1 2015	9.7 2015
	-2.3 2012	52.0 2012	957.0 2011	-	-	-	-8.8 2012
10 Des	10.0 2015	99.0 2016, 2017	1026.2 2012	11.0 2015	28.1 2015	18.3 2019	8.6 2016
	-6.0 2012	50.0 2012	979.0 2011	-	-	-	-10.9 2012
11 Des	9.4 2019	99.0 2016, 2019	1027.7 2018	6.4 2011	17.0 2014	23.6 2019	7.5 2016
	-7.3 2012	60.0 2012	978.2 2014	-	-	-	-11.5 2012
12 Des	9.0 2013	99.0 2016	1031.5 2018	6.8 2013	14.0 2011	19.0 2011	8.7 2013
	-6.6 2012	65.1 2020	980.2 2014	-	-	-	-10.3 2012

Almanac

					
5 Des	09.14	15.41	387 min	1053 min	
6 Des	09.16	15.40	384 min	1056 min	
7 Des	09.18	15.40	382 min	1058 min	
8 Des	09.19	15.39	380 min	1060 min	
9 Des	09.21	15.38	377 min	1063 min	
10 Des	09.22	15.38	376 min	1064 min	
11 Des	09.24	15.37	373 min	1067 min	
12 Des	09.25	15.37	372 min	1068 min	